



Strengthening Of Mechanical Properties Of Engineered Cementitious Composites By Addition Of Fibres

G Divya Rani¹, Dr. G Prashanth^{1*}

¹Dept. Of Civil Engineering, Chaitanya (Deemed to be University), Kishanpura, Hanamkonda, 506001, Telangana, India

^{1*}Dept. Of Civil Engineering, Chaitanya (Deemed to be University), Kishanpura, Hanamkonda, 506001, Telangana, India

***Corresponding Author: Dr. G Prashanth**

Email: prashanthsiri125@gmail.com

Abstract:

Cementitious Composite (CC) is a mixture of several materials that, when combined, create a composite that aids in the bonding of different structural components. The building sector has continued to employ this combination since ancient times. As CC is essential to the structural integrity of buildings, we sought to adjust the mix in this work to provide better outcomes for the composite. Whether it be masonry, concrete, or another component, the presence of CC increases a building's capacity by ensuring effective bonding between two structural materials in the form of a connection. Therefore, a suitable CC is required for the building. Failure may also occur in the connection, failure in the bonding of two sections, failure in a structural component, etc., since failure in the structure often comes from the CC. The made Designed Cementitious Composite (ECC), which we found to have better flexibility and more grounded strength at a less expensive expense and diminished fossil fuel byproduct, is the subject of this paper's conversation. Thusly, the designs would be better prepared to endure parallel shocks welcomed on by seismic anxieties. Since its commencement in the mid 1990s, this article has analyzed the innovative work of Designed Cementitious Composites (ECC) during the most recent decade. In the materials configuration approach, the meaning of micromechanics is worried. A variety of theoretical and experimental studies are used to examine observations of distinctive ECC characteristics.

CC License

CC-BY-NC-SA 4.0

1. INTRODUCTION

Since its first use as a structural material in the 1800s, concrete has undergone constant evolution in response to shifting requirements for field applications. For example, the strength of cement in the mid 1950s was typically in the 30-40 MPa reach, and it has since by and large created. The substantial that was utilized to construct the Water Pinnacle Court in Chicago in 1974 has a compressive strength of around 65 MPa, while the substantial that was utilized to fabricate the Two Association Square Structure in Seattle in 1989 has a compressive strength of in excess of 130 MPa. When in doubt, the need to make greater plans - longer reach ranges and taller designs - and to create them faster was the principal stimulus behind the strength improvement of concrete. At first, concrete of expanding fineness was utilized to accomplish this. Later, the

availability of superplasticizer and microsilica accelerated the trend of increasing concrete strength, resulting in concrete with a larger gel/space proportion while keeping great usefulness. By the 1990s, it was clear that rising strength alone was inadequate to increase the expectation of foundation. All things considered, a more extensive meaning of elite execution was taken on in light of the worldwide need to address the untimely decay of substantial foundation. High performance concrete is frequently used to refer to concrete that has improved durability, which is typically achieved by densifying concrete and is demonstrated by a low water penetrability as tried in the lab (in the uncracked state). In Japan, a shortage of qualified workers in the industry was linked to concerns over the quality of concrete. The solution to this problem was the creation of a different kind of high performance concrete in the late 1990s called self-solidifying or self-compacting concrete, which got rid of the necessity for ability subordinate vibration of new cement in the field. Notwithstanding being more costly, self-solidifying concrete gives an advantage that has been shown by the development in its utilization across the globe. Since around 2000, the training in the structure business and its material providers has been affected by the far reaching craving for practical turn of events, which is connected to the expanded consciousness of environmental change. As a result, the industry implemented a number of efforts to cut down on energy and carbon emissions that are still in place today. These initiatives include making green or ecological cements, combining portland cement with other pozzolans made from waste streams from other industries, using recycled concrete as aggregates, and increasing the effectiveness of the kilns used to make cement. Future substantial improvement to meet cultural prerequisites is expected to rapidly go considerably more. While upgrades in substantial's solidarity, sturdiness, and greenness each address explicit major problems, the utilization of new substantial advancements likewise features the weaknesses of regular techniques. For example, the advancement of high strength concrete doesn't altogether address the versatility of foundation, particularly when the construction falls flat for different reasons than running out of compressive strength. Shear-induced fracture in short beams and spalling of concrete cover, which causes axial steel reinforcement in columns to buckle under earthquake loads, have a greater impact on concrete's tensile properties. Furthermore, high strength concrete has a higher potential to have fast crack disappointment since it is even Prologue to Designed Cementitious Composites (ECC) more weak than ordinary strength concrete. Recently, densified concrete's predicted improvement in infrastructure endurance has been questioned. The event of breaks when the substantial is stacked or controlled from free twisting in the field causes the distinction between the lab estimated low porousness of the densified material and underlying debasement in the field. Thus, through breaks in the substantial cover, water and forceful specialists enter and harm the supporting steel. All in all, expanding the assistance life of the foundation is unaffected by the superior execution substantial's restricted porousness between breaks. Mehta and Burrows demonstrated the negative correlation between concrete's early strength and structural durability using data on bridge decks and concrete strength in the United States from the 1930s to 2000. They noticed that the noticed out of the blue early age decay of scaffold developments is because of the expanded helplessness to break as substantial strength increments. The need for cement to be both green and dependable has recently been featured by the acknowledgment of the carbon and energy impressions overwhelmed by the utilization period of framework life cycles. That is, a green substantial that should be fixed regularly on the grounds that it isn't strong won't bring about a decline in the foundation's carbon and energy impressions or other manageability measurements over its lifetime. Mehta and Tunnels, as a matter of fact, may have been quick to lay out an immediate association between framework sturdiness and maintainability. They raised the caution in regards to the connection between's substantial's initial strength, propensity to break, primary disintegration, and fix needs. This relationship raises serious worries for natural manageability because of the expanded material utilization during fix occasions throughout foundation frameworks' extensive life expectancies. Therefore, infrastructure sustainability necessitates environmentally friendly concrete and durable structural integrity. The perceptions of the above improvements in substantial innovation offer various examples that might be huge for next substantial creating prerequisites. The propensity of cement to encounter ductile breaking and crack is basically consistently the main driver of insufficient strength, life span, and manageability of framework. At the end of the day, strong, dependable, and supportable framework would be more practical in the event that high strength concrete wasn't weak, superior execution concrete kept up with low porousness in the field in the controlled or stacked state, and green cement didn't require consistent upkeep. The second illustration that might be utilized is that these positive objectives ought not be sought after autonomously of each other yet rather pair with each other in a specific framework. In this way, the improvement of cutting edge cement ought to plan to furnish a material with properties that advance foundation flexibility, solidness, and manageability at the same time. Separate substantial parts that simply meet one of these three ideal framework prerequisites will not be adequate. It would be a significant oversight to disregard the pattern of coordinating brilliant capacities into a primary material that is generally

unexceptional in any writing tending to cutting edge materials. The capacity of a material to recognize its current circumstance and change its own properties in response to accomplish a particular useful Substantial Innovation Improvement objective, without human mediation, is known as brilliant usefulness. Self-cleaning concrete is a representation of savvy concrete since it utilizes photocatalytic cycles to achieve the cleaning capability. Shrewd substantial itself is definitely not an ideal result. Instead, infrastructure's resilience, longevity, and sustainability should be enhanced by tangible smartness. With regards to self-cleaning concrete, the photograph synergist execution limits the prerequisite for work and energy-escalated assembling cleaning and once again painting during the utilization stage and may one day channel the encompassing air to assist with further developing air quality in jam-packed metropolitan regions. ECC is a type of fiber-reinforced concrete (FRC) because it has fiber embedded in a cementitious matrix. Notwithstanding, after a break shows up under malleable strain, FRCs have a pressure relaxing trademark that extends as the heap bearing limit falls. Both customary cement and FRC are at their versatile breaking point at around 0.01%. A relatively new type of Super Elite Execution Concrete (UHPC) has a high compressive strength (over 150 MPa) and can maintain a post-breaking rigidity of 5 MPa thanks to its optimal level of granular components. UHPC regularly has a ductile strain limit of under 0.2 percent. The term "ECC" refers to a group of materials that are all malleable and have malleable strain limits typically greater than 2%. ECC's arrangement norms change gigantically from those of high strength concrete (HSC) and very first class execution concrete (UHPC). Thick atom squeezing is the foundation of the HSC and UHPC arrangement. In light of everything, the material microstructure of ECC is meticulously smoothed out for synergistic joint efforts between the microstructural parts by utilizing a gathering of data known as ECC micromechanics. To put it another way, when the composite is stacked, the fiber, framework, and fiber/grid interface components are intended to participate in a foreordained way. The moniker Planned Cementitious Composites highlights this plan foundation. Significant presentations typical frail material approach to acting, contorting locally at the site of the essential break following the zenith load. The plan's ability to help loads is decreased by the breaks. The introduction of fiber developed concrete, generally called planned cementitious concrete, which has an outrageous strength more significant than its most essential breaking strength and the headway of different breaking during inelastic misshapening, was made to determine these issues all through late years. Hussein, Kunieda, and associates guarantee that ECC shares two attributes: high malleable malleability and fine numerous breaking. Self-combining ECC is planned for the vast application scope of location development (Kong et al., 2003; Lepech and Li, 2007). High early strength ECC is normal for applications requiring an expedient strength support, like those including transportation system that ought to be quickly gotten back to drivers (Wang and Li, 2006a). The green ECC is expected to help material viability and structure sensibility, while the light weight ECC is made arrangements for applications where the dead load of hidden parts ought to be kept to a base (Wang and Li, 2003). The compressive characteristics of ECC are colossally indisputable from those of standard to high strength concrete.

2. LITERATURE REVIEW

Hasan E., Erdoan Zbay, and Mustafa Ahmaran carried out this study. Yücel, Mohamed Lachemi, and Victor C. Li wants to know how ECC's fire resistance is affected by FA and micro PVA fibers. We produced ECC blends with two unique FA contents (around 55 and 70% by weight of absolute cementitious material) instead of concrete. ECC lattice blends with a similar piece yet no PVA fiber were likewise made and assessed for imperviousness to fire to decide the effect of PVA filaments on ECC. ECC and grid combinations were inspected for their mechanical (compressive strength, stress-strain relationship, and firmness) and microstructural (mercury interruption porosimetry and filtering electron microscopy investigations) qualities both at room temperature and following an hour of openness to temperatures as high as 800°C.

The discoveries of a lab examination of the way of behaving of ECC infill boards made utilizing different ECC materials, support plans, and board structures are depicted by Keith Kesner¹ and Sarah L. Billington² in 2005. The computations, which uncovered promising infill frameworks, and the association test results, which showed the practicality of the association idea proposed for the framework, prompted the board testing. The testing's targets were to decide the heap float reaction state of the board, its pinnacle burden and pinnacle float limit, as well as its energy scattering, disappointment instruments, and the impact of test factors.

The various breaking of the ECC material and the yielding of the steel support prompted the nonlinear burden versus float reaction. Different board materials and building up components were utilized, which caused varieties in the strength and firmness of the boards.

It was discovered in this study by **Mohamed Maalej I and Victor C. Li, z Members(1994)** that the strain-solidifying trademark gives ECC materials a sizable benefit under flexural stacking. The flexural strength of an ECC was viewed as multiple times its malleable (first-breaking) strength in a third-point bowing test. Conversely, the proportion of flexural solidarity to rigidity has a most extreme worth of three for semi weak materials, like the 1% steel-fiber composite. A clear hypothetical model likewise demonstrated that strain solidifying would well affect the proportion of flexural to elasticity. As per the model, expanding the material's strain limit, pliable first-breaking strength, as well as extreme rigidity will improve the flexural strength of ECC materials.

By utilizing four-point flexural tests under static and weakness stacking, Peerapong Suthiwarapirak¹, Takashi Matsumoto², and Tetsushi Kanda³ (2004) concentrated on the disappointment processes and flexural attributes of ECCs with different kinds of strands (PVA and PE filaments). Because of their PSH qualities, PVA-ECC and PE-ECC both showed altogether more malleable way of behaving under flexural static stacking than one more sort of cementitious composite. As opposed to the FRC, which showed a midspan diversion of under 0.1 mm at a definitive strength, the ECCs produced extremely high midspan redirections of mutiple or 2 mm because of a few breaks shaping progressively. Under flexural weakness stacking, the two sorts of ECC showed different breaking disappointment highlights. Most of the many breaks created at the outset or during the underlying stacking and a couple of stacking cycles. The degree of weakness stress impressively affected the amount of breaks that showed up. With a decrease in the force of exhaustion stress, the two kinds of ECC's midspan diversion and CMOD at extreme disappointment diminished. At final failure, the FRC had a higher CMOD and mid-span deflection when the applied fatigue stress level was lower.

The elements of half breed fiber ECCs exposed to dynamic elastic stacking and high-speed shot influence have been analyzed and distributed in this concentrate by Mohamed Maalej¹, Ser Tong Quek², and Jing Zhang³. As per the discoveries of dynamic tests directed at different strain rates, a definitive elasticity essentially increments for high strain rates up to 10 s⁻¹. Because of the scattered miniature breaking process and the connecting impacts areas of strength for of filaments, the elasticity DIF got for ECCs is a lot higher than that for concrete. The strain capacity does not appear to be affected by the strain rate, and the average fracture width is 0.1 mm. The experimental results are used to generate a normalized relationship between impact velocity and penetration depth. As per test results, ECCs may not extensively lower entrance profundity when contrasted with normal cement, probably in light of the fact that they do exclude coarse total, yet they really do enjoy different benefits with regards to alleviating shot influence. In particular, it gives further developed energy assimilation through dispersed microcracking and more noteworthy break obstruction with less scabbing, spalling, discontinuity, and zone of harm. This outcome will consider more slender examples to work as well as concrete in safeguarding against shot influence, making it an alluring other option.

Mohamed Maalej, P. Shaikh Faiz Uddin Ahmed, and Mohamed Maalej. In this article, a micromechanical model for the way of behaving of half and half fiber ECC's numerous breaking and strain-solidifying is proposed. Half and half fiber ECC first-breaking strength and extreme crossing over strength forecast formulae have been advanced and stood out from test discoveries. It is found that the last crossing over strength and the exploratory discoveries are in great accord. Notwithstanding, it is found that the model somewhat exaggerates the first-break strength (21%), which is reliable with a recent report by Marshall et al. on persistent fiber composites. Furthermore, a key fiber volume part idea for crossover strands has been advanced and tentatively upheld. Nonetheless, with crossover fiber ECC, the projected V_f crit is a modest approximation of the basic fiber volume portion. The effects of fiber length, diameter, and interfacial bond strength on the critical fiber volume fraction, first-crack strength, and ultimate bridging strength have been investigated. It has been exhibited that via cautiously picking fiber length, measurement, and interfacial bond strength, the basic volume part of strands in crossover fiber ECC might be upgraded.

Gregory A. Keoleian¹, Alissa Kendall², Jonathan E. Vanessa M. Dettling³ Smith⁴, Richard F. Chandler⁵, Michael D. Lepech⁶, and Victor C. Li⁷ (2005) discovered that the climate was affected by the ECC connect chunk span deck configuration more than by the conventional steel extension joint framework for more than 60 years of span deck administration life. The significance of advancement related traffic on the biological execution of both deck structures was one of the gigantic disclosures from life cycle illustrating. It is essential to establish upkeep and fix plans for each framework when evaluating the presentation of optional materials. In view of the assumption that the ECC connect section will twofold the future of the extension deck contrasted with the customary steel joint, this examination was directed. To all

the more likely understand the possible impacts of enormous scope frameworks overstretched timeframes, chiefs can inspect various situations utilizing life cycle demonstrating. Further developed material choice models are expected to expand framework's manageability. The trouble expected in evaluating new material choices is featured by the different idea of effects, the lengthy life expectancy and ramifications of foundation frameworks, and institutional obstacles for conveying new materials. The methodology introduced in this examination offers a comprehensive apparatus for material decision and extension plan. By thinking about the unique idea of the associated scaffold and traffic frameworks, this life cycle model widens the extent of a customary LCA. The elements of vehicle outflows and vehicle miles driven, which were significant variables in deciding ecological impact, were analyzed in this model. Future enhancements to the model will consider how other life cycle attributes, similar to energy forces utilized in material assembling and outflow factors, have changed over the long haul. According to Norris (2001), the study's LCA model can serve as the foundation for a comprehensive life cycle cost model to enhance investment decisions and infrastructure sustainability. Prior, the LCA and LCC models were solidified for different other thing structures, including parts for vehicles (Keoleian and Kar 2003)! despite photovoltaics (Keoleian and Lewis 2003). The LCA model is essential for concluding the degree of defilement externalities that may be regarded using normal monetary perspectives' unit hurt costs. Regardless, given the multifaceted design of the nonstop material and capital hypotheses generally through a lengthy assist life, the establishment system feasible gives a basic showing with troubling.

Lia, Victor C., and H. P. Horii and B. T. Kabele and B. The Kandac, Y.M. In view of the previous contentions, Limd (2000) reasoned that ECC has unique characteristics that can assist with underlying rebuilding and retrofitting. Its purposes are not, be that as it may, confined to existing designs. Likely focuses for utilizing the extraordinary attributes of ECC incorporate new designs with execution rules connected with high effect opposition, enormous forced twisting, huge energy ingestion, break width control, and huge harm resistance, like mixture (steel/concrete) structures. ECC can strain-solidify, which makes it more behave like steel than ordinary cement. Consequently, the content's dependability is significantly enhanced. In this way, to actually move the superior exhibition of ECC into elite execution of ECC structures, the plan of ECC designs will likewise have to consider these various properties of ECC. Considering this, it very well may be important to adjust the traditional plan process utilized in cement or R/C designs. As per V. C. Li (2003) Ecc, it ought to be clear that underlying strength is not quite the same as material strength in both the instances of fix and retrofit introduced in this article. The primary strength and underlying flexibility for the mimicked fix overlay framework, the shear boards (Fig. 10), and the recreated bolt jointing framework are a lot higher when ECC is utilized, despite the fact that the ductile or compressive strength of the ECC isn't extremely not quite the same as the FRC or mortar utilized in examination cases. The significance of material malleability for predominant primary execution is brought back by this.

MATERIALS USED

3.1 Cement

Properties of ordinary Portland cement

3.2 Aggregates

Sand, brick, and stone are examples of aggregate, which are inert materials. Since they make up between 70 and 80 percent of the concrete's total volume, their characteristics have a significant impact on how the material behaves. Since aggregates are less expensive than cement and are naturally available, it makes sense to employ as much of them as possible. The aggregates are divided into two categories and meet IS 383-1970 criteria.

3.2.1 Fine aggregates

Fine totals are basically any crude sand that has been separated from the earth through mining. Fine aggregates are composed of natural sand or any broken stone less than 14 inches in diameter. Because of the size, or grade, of this particular total, this item is habitually alluded to as 1/4" short.

Table 3.1 Properties of fine aggregates

Fineness	340 m ² /kg
Specific gravity	3.15
Initial setting time (min)	65
Final setting time (min)	190

**Figure 3.1 Fine Aggregate****Table 3.2 Properties of fine aggregate**

Properties	Results Obtained
Specific gravity	2.94
Water absorption	0.8%
Fineness Modulus	2.47

3.2.2 Coarse aggregate

Materials that remain on an IS sieve 4.75mm gauge are considered coarse aggregates. Coarse Aggregates are just the aggregates that pass through a 4.75mm IS sieve.

The greatest size of the coarse total utilized in this example is 20 mm. We determined the blend of coarse total utilizing the IS 383:1970 norm, with 60% 20 mm and 40% 10 mm size. The degree of molecule sizes in total to create close pressing is vital in light of the fact that for ideal strength and life span, the total ought to be stuffed and solidified as minimally as could really be expected. Fundamental total have great strength, sturdiness, and climate opposition; their surface should be liberated from pollutions such sediment, topsoil, and natural matter that could harm the limiting with the concrete glue; and there should be no regrettable compound responses between the total and concrete.

3.2.3 Properties of coarse aggregate

Table 3.3 Properties of coarse aggregate

Specific gravity	2.94
Water absorption	0.4%
Fineness Modulus	4.01

Admixtures

Coarse aggregate

Materials that remain on an IS sieve 4.75mm gauge are considered coarse aggregates. Coarse Aggregates are just the aggregates that pass through a 4.75mm IS sieve.

The greatest size of the coarse total utilized in this example is 20 mm. We determined the blend of coarse total utilizing the IS 383:1970 norm, with 60% 20 mm and 40% 10 mm size.

The degree of molecule sizes in total to create close pressing is vital in light of the fact that for ideal strength and life span, the total ought to be stuffed and solidified as minimally as could really be expected. Fundamental total have great strength, toughness, and climate opposition; their surface should be liberated from contaminations such sediment, topsoil, and natural matter that could harm the limiting with the concrete glue; and there should be no regrettable synthetic responses between the total and concrete.

Table 3.4 Properties of coarse aggregate

Specific gravity	2.94
Water absorption	0.4%
Fineness Modulus	4.01

3.3 Admixtures

Concrete's characteristics can be changed by additives to make it more efficient or more suited to the task at hand. Or for objectives like energy conservation or boosting toughness. In some cases, using an admixture is the only way to get the required outcomes.

There are typically two different types of admixtures on the market.

Fibres

Polyvinyl alcohol fibre


The shrinkage control, scraped spot obstruction, and security from warm extension and compression are undeniably given by PVA (Polyvinyl Liquor) strands, which are monofilament filaments that are distributed all through the substantial framework to shape a multi-directional fiber organization. When compared to other fibers, PVA fibers have superior bonding capabilities with cementitious materials, excellent dispersibility, high hydrophilicity, high tensile strength, high elastic modulus, and nontoxicity.



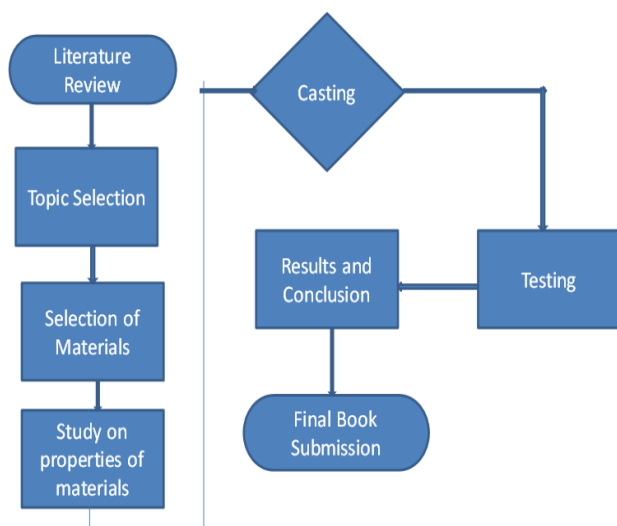
Figure 3.2 Fibres

3.3.1 Polypropylene fibre

Polypropylene fiber (PPF) is a sort of engineered fiber produced using a straight polymer called polypropylene. Its advantages are its light weight, high strength, high toughness, and security from utilization. The construction industry, the apparel industry, the energy industry, and the substance industry typically make use of the PPF. Polypropylene is a material produced using the thermoplastic polymer PP, which is often utilized in food bundling, plastic furnishings, films, auto parts, and clinical gadgets. Due to its simplicity and low cost, this straight hydrocarbon polymerplastic is one of the most widely used.



4 METHODOLOGY



Mix ratios of ECC

	Cement	Mineral admixture	Chemical admixture	Sand	Water	Fibre
Ratio	1.0	1.2	0.0012	0.8	0.56	0.02

Table 3 b) Mix ratios of ECC

Mix ID	Cement	Fly ash	GGB S	Silica fume	sand	water	HRWR	PVA Fibre	PP Fibre
ECC M1	1	0.8	0.4	---	0.8	0.56	0.012	2	---
ECC M2	1	0.4	0.4	0.4	0.8	0.56	0.012	1.5	0.5

5 TESTS



Figure 5.1 Casting



Figure 5.2 Casting

5.1 Compressive strength

ECC has a compressive strength extent of 30 to 90 MPa. It frequently has a lower versatile modulus than concrete (around 20-25 GPa) due to the absence of coarse particles. ECC has somewhat more noticeable compressive strain limit, anyplace somewhere in the range of 0.45 and 0.65%. The testing for this situation utilizes 100mm*100mm*100mm solid shapes.

5.1.1 Compressive force

ECC has a compressive strength level of 30 to 90 MPa. Because of the shortfall of coarse particles, it habitually has a lower flexible modulus than concrete (around 20-25 GPa). ECC has a compressive strain limit some place in the scope of 0.45 to 0.65percent that is a little bit more prominent. These 100mm x 100mm x 100mm 3D squares are utilized for testing.

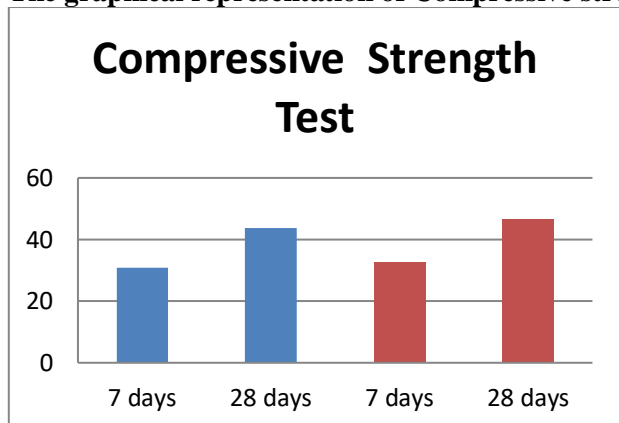


Figure 5.2 Curing

RESULTS

Compressive strength

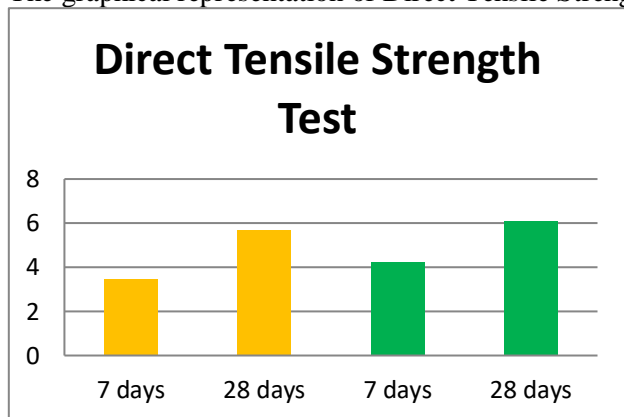
The graphical representation of Compressive strength of ECC Mix Proportion 1&2Resp.



Graph 1 Compressive Strength Test

Tensile strength

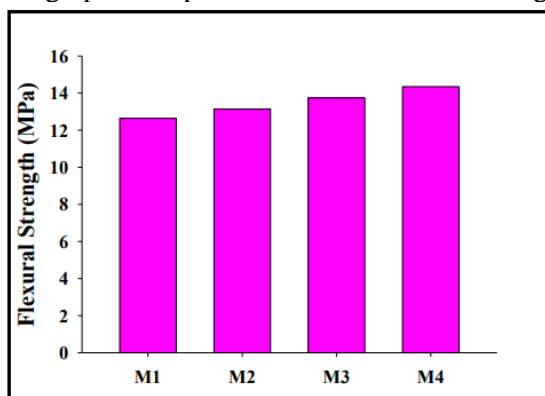
The graphical representation of Direct Tensile Strength of ECC Mix Proportion 1&2 Resp.



Graph 2 Direct Tensile Strength Test

Flexural Strength

The graphical representation of Flexural Strength of ECC Mix Proportion 1&2 Resp.



Graph 3 flexural Strength Test

CONCLUSION

ECC has a few appealing highlights. Most extraordinary is the hundredfold high tractable flexibility of cement while keeping up with the compressive qualities like concrete or high-strength concrete. ECC's metal-like way of behaving is achieved without high fiber content, breaking the tried and true way of

thinking of the requirement for high-volume fiber division to accomplish high item productivity. The moderate fiber content (2% or less per volume) makes ECC simple to adjust to handle development project execution or construction of primary components from plants. As a matter of fact, ECC has shown adaptability in handling courses, remembering for site self-merging projecting and showering, as well as precasting and expulsion off-site. It is clearly critical to keep a respectably low fiber content, likewise for monetary reasons. ECC's enormous elastic pliability empowers viable misshapening and makes a synergistic burden offering limit in underlying individuals to steel support. This works on the utilization of steel fortifications in R/ECC individuals to work on underlying execution simultaneously, ECC's limited break width safeguards steel support from ordinary destructive strategies, bringing about expanded life span of the construction. Various full-scale ECC executions have been done in various nations lately. Among these is the utilization of ECC in pre-assembled R/ECC coupling radiates at the core of Japan's two high rises.](Ali, Soliman et al. 2017) This innovation uses R/ECC's high energy assimilation capacity to help such tall structures in seismic opposition. Supportable foundation in created and emerging nations is vital to manageable monetary development. Mechanical advances in materials will add to this worldwide exertion.

The proposed green materials plan system, which incorporates starter logical strategies, framework application particulars, and micromechanical materials fitting apparatuses, might be utilized to carry out materials designing for more noteworthy supportability. Modern squanders were among a sizable early rundown of up-and-comer swaps that were assessed for their true capacity in ECC supplies. These found that green foundry sand, concrete oven residue, and fly debris were all superb choices. These waste materials were used to exchange out virgin crude parts for them ECC composites using an earlier micromechanical materials fitting toolset. This study's thought was then confined on the usage of green foundry sand, which it was found reduced green ECC's bendable strain limit by over half when stood out from virgin materials. Due to this lessening, the qualities of the green ECC materials were pushed underneath the immaterial necessities set by the expansion deck interface piece application. Carbon buildup on green foundry sand particles lessens framework break durability by practically 40%, however a relating 80% reduction in spanning pressure corresponding energy dispenses with numerous breaking and strain-solidifying potential, as per examination of the network crack properties and fiber pullout conduct. The fiber network interface should have been reexamined to alleviate the sleeving impact that carbon buildup had on embedded filaments. Different breaking conduct and strain-solidifying potential were reestablished accordingly. When compared to earlier eras of ECC material, the availability of foundry sands resulted in a significant natural increase in the amount of virgin material required and a decrease in the amount of waste that was dumped into landfills.

REFERENCES

1. Buenfeld NR. Measuring and modeling transport phenomena in concrete for life prediction of structures. In: Glanville J, Neville A, editors. Prediction of concrete durability: proceedings of STATS 21st anniversary conference; 1995. p. 77–90.
2. Perraton D, Aitcin PC, Vezina D. Permeabilities of silica fume concrete. In: Permeability of concrete ACI SP-108. Detroit (MI): American Concrete Institute; 1988. p. 63–84.
3. Powers TC. Structure and physical properties of hardened Portland cement paste. *J Am Ceram Soc* 1991;41(1):1–6.
4. Reinhardt HW, Hearn N, Sosoro M. Transport properties of concrete. In: Reinhardt HW, editor. Penetration and permeability of concrete: RILEM report 16; 1997. p. 213–64.
5. Lawler JS, Zampini D, Shah SP. Permeability of Cracked Hybrid Fiber-Reinforced Mortar under Load. *ACI Mater J* 2002;99(4):379–85.
6. Hearn N. Effect of Shrinkage and Load-Induced Cracking on Water Permeability of Concrete. *ACI Mater J* 1999;96(2):234–41.
7. Gerard B, Reinhardt HW, Breyse D. Measured transport in cracked concrete. In: Reinhardt HW, editor. Penetration and permeability of concrete: RILEM report 16; 1997. p. 265–331.
8. Gerard B, Jacobsen S, Marchand J. Concrete cracks II: observation and permeability – a review. In: Gjorv, Sakai K, Banthia N, editors. Concrete under severe conditions 2, environment and loading, vol. 1, E&FN Spon; 1998. p. 183–97.
9. Nowak AS, Szerszen MM. Life-cycle deterioration models for concrete deck slabs. In: Life-cycle performance of deteriorating structures, ASCE Publication; August 2003. p. 133–40.
10. Tuuti K. Corrosion of steel in concrete. Stockholm: Swedish Cement and Concrete Research Institute; 1982.
11. Chen, L., May, A., Auslander, D., 1990. Freeway ramp control using fuzzy set theory for inexact

- reasoning. *Transportation Research* 24A, 15±25. Chiu, S., 1992. Adaptive tra • c signal control using fuzzy logic. *Proceedings of the Intelligent Vehicles Symposium '92*, Detroit, MI, pp. 98±107.
12. Clarke, G., Wright, J., 1964. Scheduling of vehicles from a central depot to a number of delivery points. *Operations Research* 12, 568±581. Deb, S.K., 1993. Fuzzy set approach in mass transit mode choice. In: Ayyub, B.M. (Ed.), *Proceedings of ISUMA '93, The Second International Symposium on Uncertainty Modeling and Analysis*. IEEE Computer Press, College Park, Maryland, pp. 262±268.
13. Dubois, D., Prade, H., 1988. *Possibility theory*. Plenum, New York. Florian, M., (Ed.), 1976. *Tra • c equilibrium methods, lecture notes in economics and mathematical systems*. Springer± Verlag, Heidelberg. Ghobrial, A.A., 1983. *Analysis of the air network structure: The hubbing phenomenon*. Ph.D. thesis, University of California, Berkeley,
14. CA. Golden, B., Assad, A. (Eds.), 1988. *Vehicle routing: methods and studies*. North-Holland, Amsterdam. Horikawa, S., Furahashi, T., Uchikawa, Y., 1992. On fuzzy modeling using fuzzy neural networks with back-propagation algorithm. *IEEE Transactions on Neural Networks* 3, 801±806.
15. Hsiao, C.-H., Lin, C.-T., Cassidy, M., 1994. Application of fuzzy logic and neural networks to automatically detect freeway tra • c incidents. *Journal of Transportation Engineering* 120, 753±772. Jang, J.-S.R., 1992. Self-learning fuzzy controllers based on temporal back-propagation. *IEEE Transactions on Neural Networks* 3, 714±723.
16. KalicÂ, M., TeodorovicÂ, D., 1996. Solving the trip distribution problem by fuzzy rules generated by learning from examples. *Proceedings of the XXIII Yugoslav Symposium on Operations Research*, Zlatibor, Yugoslavia, pp. 777±780 (in Serbian).